

# FD MealPlanner Instructions

1. <https://www.fdmealplanner.com/#menu/mp/The%20Chathams>
2. Click on Register

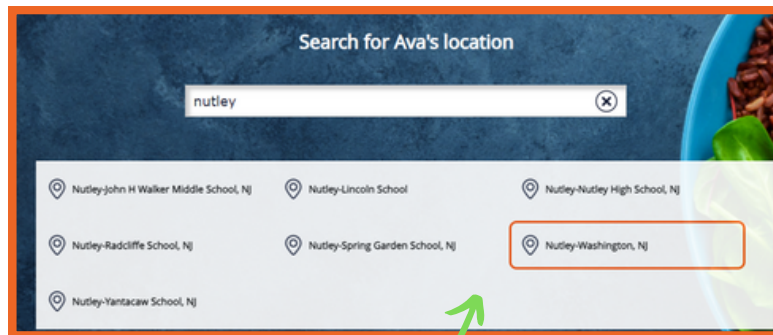
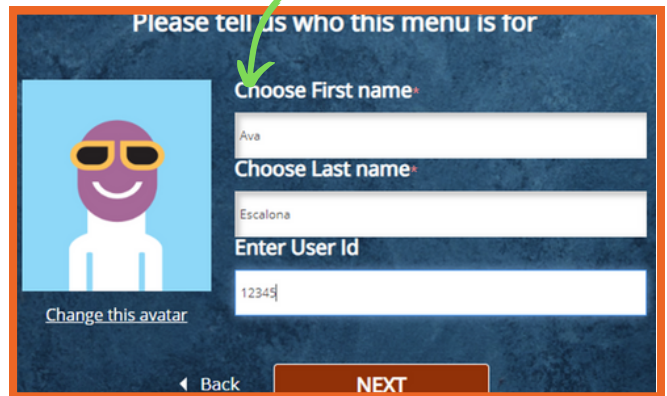


3. Enter information into required fields.

Your Information



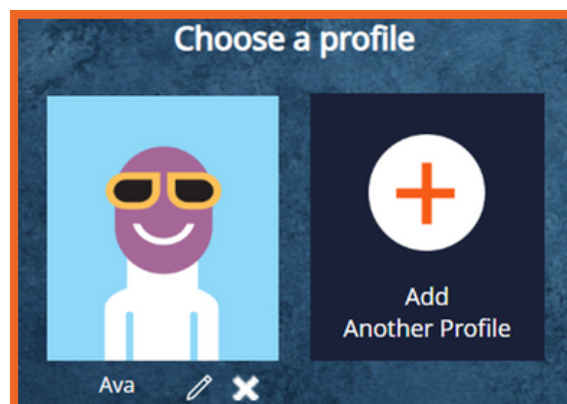
Your Child's Information



Search for Ava's location		
nutley		
Nutley-John H Walker Middle School, NJ	Nutley-Lincoln School	Nutley-Nutley High School, NJ
Nutley-Radcliffe School, NJ	Nutley-Spring Garden School, NJ	<b>Nutley-Washington, NJ</b>
Nutley-Yantacaw School, NJ		

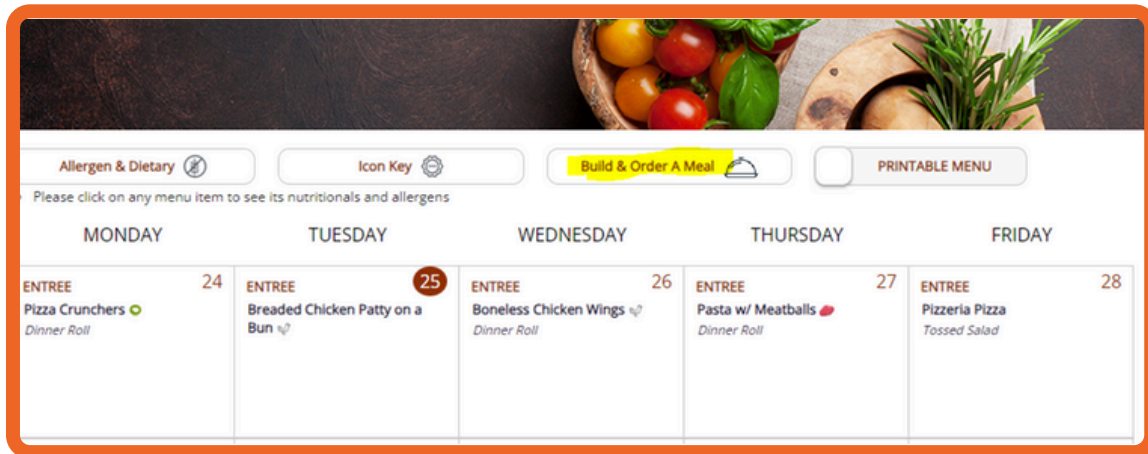
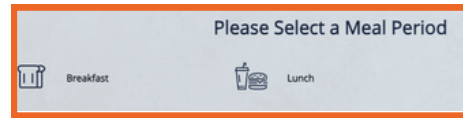
Select your child's school

4. Log in & Select Profile

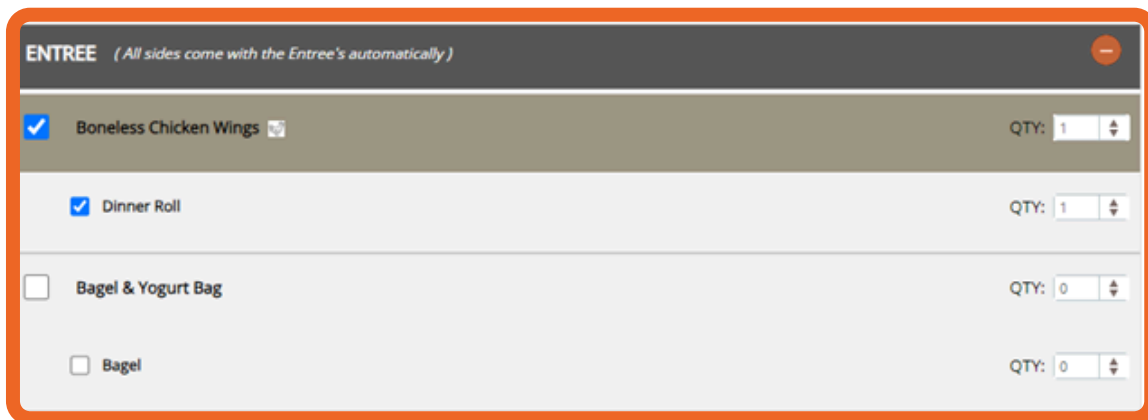


## FD MealPlanner Instructions

5. Select Meal Period
6. Select Grade Level, if Applicable
7. Select Build & Order A Meal



8. Select desired entree and milk variety. Fruit and vegetable will automatically be provided.



9. Click "Add Items to Cart"

ADD ITEMS TO CART

10. If ordering for the entire month, repeat steps 7 & 8 for each day of the month
11. Click on the cart icon, located on the top left of the screen
12. Click "Checkout"
13. Choose Delivery Method: Pickup
14. Select Pickup Point: This is your child's classroom number
15. Choose Payment Mode: Enter your student's ID
16. Lastly, Click Place Order

- ★ You can also pre-order your child's lunch on the FDMealPlanner App
- ★ Please add funds to your child's lunch account through PaySchoolCentral
- ★ Meals for the following day must be ordered no later than 10pm the night before